


# 95 LINE

ANSI-A156.2 • Grade 1  
3 Hour Fire Rating   
Featuring "The Clutch"

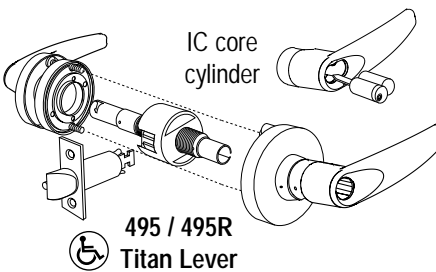
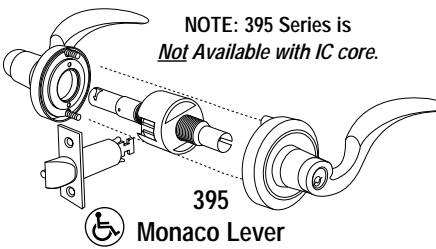
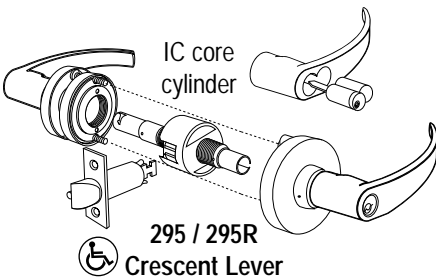
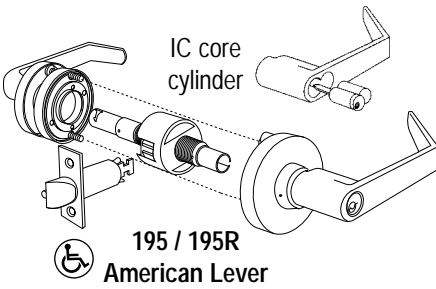
# Grade 1 Cylindrical Lever Sets



Series 195/195R • 2-3/4" Backset  
Series 295/295R • 2-3/4" Backset  
Series 395 • 2-3/4" Backset

## SURVIVOR SERIES

- Standard Features**
- Backset 2-3/4"
  - Latch #1834, Front: 1-1/8" x 2-1/4"; Throw: 9/16"; Stainless steel nose
  - Levers: Solid cast Zamac; w/ 1/2" return (except 395 & 495)
  - Roses: Thru-bolted, 3-7/16" dia., spring loaded 2-#10 thru-bolts
  - Strike: #1135, 4-7/8" ASA curved lip strike.
  - Door thickness: 1-5/8" to 1-7/8".
  - \*For 1-3/8" door use K1904 spacer
  - Cylinder: MARKS "C" keyway, 6 pin w/ 2 keys




COMM. CYL.	IC CORE CYL.*	MARKS # FUNCTION	ANSI #	SERIES 195, 295		SERIES 395, 495	
				FINISH GROUPS			
				3, 26D	4, 10, 10B, 26	3	10, 10B, 26, 26D
N	—	PASSAGE	F75	235	285	282	324
L	—	PRIVACY	F76	265	315	312	354
LK	—	PRIVACY	F76 MOD.	295	325	322	364
P	—	PATIO	F77	265	315	312	354
DC	RDC	COMMUNICATING	F80	325	375	372	414
A	RA	ENTRY	F81	285	335	332	374
B	RB	ENTRY	F82A	285	335	332	374
AB	RAB	ENTRANCE	F109	285	335	332	374
AQ	—	EXIT	F83	275	325	322	364
S	RS	CLASSROOM	F84	285	335	332	374
F	RF	STOREROOM	F86	285	335	332	374
DW	RDW	INSTITUTION	F87	325	375	372	414
DA	RDA	VESTIBULE	F88	325	375	372	414
FQ	—	EXIT	F89	275	325	322	364
T	RT	CORRIDOR	F90	295	345	342	384
TK	RT	HOSPITAL/PRIV.	F90 MOD.	265	315	312	354
BS	RBS	SVC. STATION LOCK	F92	295	345	342	384
H	—	HOTEL	F93	335	385	382	424
DB	RDB	CLASSRM INTRUDER	F110	370	420	417	459
DO	—	DUMMY TRIM OUTSIDE	—	115	165	162	204
DT	—	FULL DUMMY TRIM	—	210	260	257	299
NB	—	COMM. PASSAGE	F111	230	280	277	319
FB	RFB	COMM. STOREROOM	F112	280	330	327	369
SB	RSB	COMM. CLASSROOM	F113	280	330	327	369
FEL	RFEL	ELECTRICALLY LOCKED	—	445	495	492	534
FEU	RFEU	ELECTRICALLY UNLOCKED	—	445	495	492	534

**OPTIONS**

OPTION	CODE	PRICE (add)
For 2" doors	D1	NC
For 2-1/4" doors	D2	30
Over 2-1/4" - 4" thickness	D9	357
2-3/8" backset, 1" x 2-1/4" face	E6	NC
2-3/4" backset, 3/4" throw, Gr. 1	E8	149
5" backset, 9/16" throw, Gr. 1	E9	24
3-3/4" backset, 9/16" throw, Gr. 1	E10	24
Unit lock retrofit kit (26D only)	F11	173
Less cylinder	G3	Deduct 11
2-3/4" "T" strike	S3	NC
<b>AMERICAN LEVER ONLY</b> Accepts:		
Sargent conventional cylinder	F8	12
Corbin conventional cylinder	F9	12
Corbin 6 pin IC core	F12	17
Corbin 7 pin IC core	F13	17
Yale 6 pin IC core	F14	17
Yale 7 pin IC core	F15	17
Schlage 6 pin IC core (195 Only)	F19	12
Sargent IC core	F20	12

- NOTES:**
- Split designs and / or finishes are priced at the highest design and / or finish.
  - Special finishes, consult factory.
  - IC Core Models: Tailpieces included, core not included.
- Electrified Functions**
- 100% Duty Cycle 24v AC/DC, supplied w/ bridge rectifier
- EU - 210 ma  
EL - 125 ma

**\* Standard IC Core Models:**  
Interchangeable Core models for 6 or 7 pin cores (not included).   
Accepts:  
Marks, Medeco KeyMark™, Falcon & Best®. IC Core Tailpieces ARE Included.

Cylindrical Locksets